

# The HUG in 2023

## Key Figures

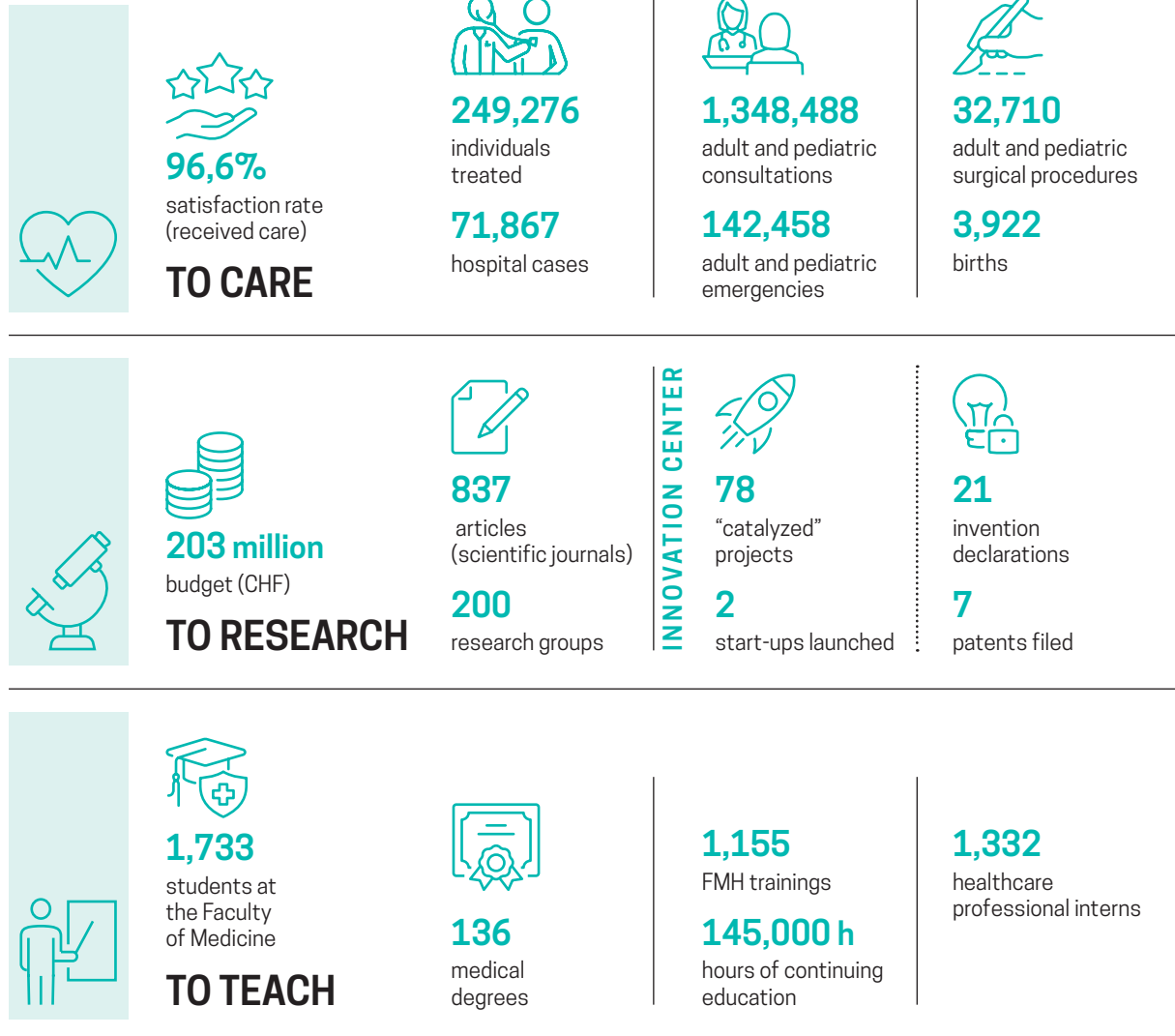


1<sup>st</sup> university hospital in Switzerland in terms of volume of activity, serving a community of over **500,000** people

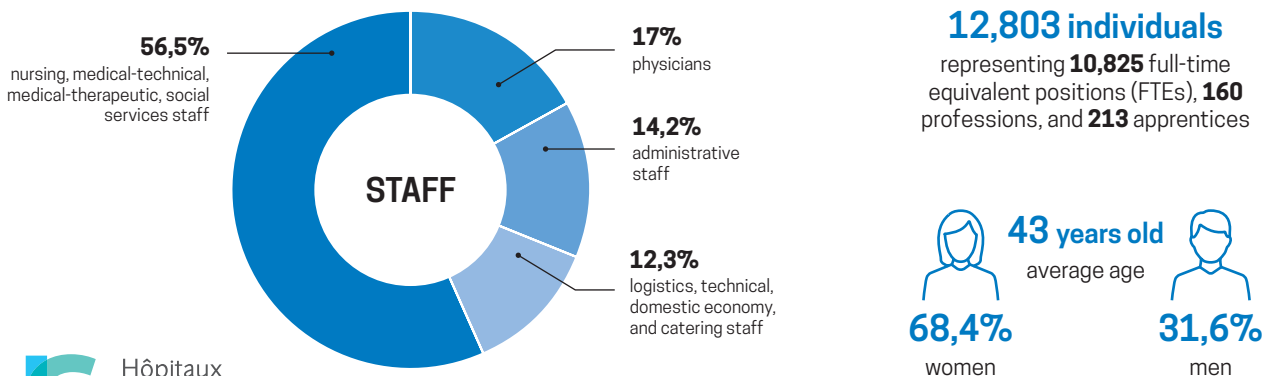


**11** hospital sites,  
+ **20** healthcare facilities,  
and **2,083** beds


## Missions



## Human resources




# Social and environmental responsibility


 **57%**  
electric vehicles

 **60%**  
of staff are eco-mobile


 **+ 1,400**  
bicycle spaces


 **40,5%**  
renewable energy

 **- 4%**  
waste  
(total weight vs 2022)

 **45,5%**  
of non-medical  
waste recycled


 **79%**  
Swiss meat

 **23,5%**  
vegetarian  
daily specials

 **8,960**  
reusable containers  
(takeaway meals)

## Operations

 **3,462,514**  
meals prepared by  
the HUG kitchens

 **4,122,048**  
kg of laundry washed,  
checked, and folded

 **77,932**  
beds cleaned

 **502,191**  
m<sup>2</sup> maintained

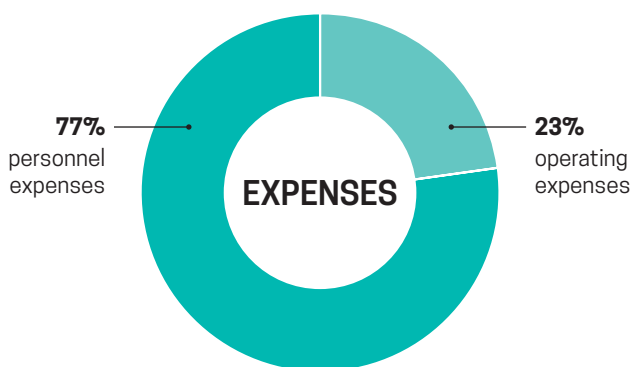
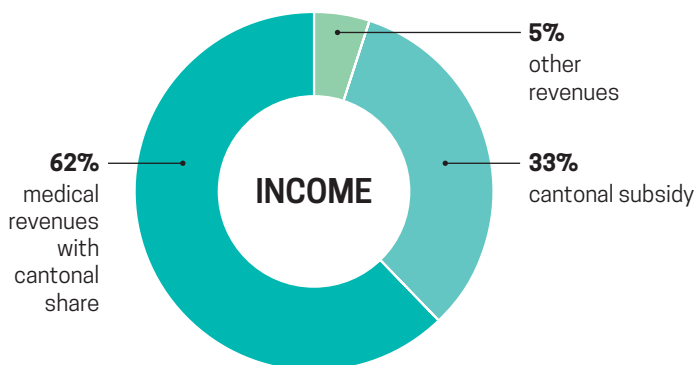
## Humanitarian missions

 **20** **100**  
projects missions

 **68**  
staff members

## Finances

 **2,318 billion**  
annual budget



 **2,562 billion**  
hospital real estate assets

